





District Health Assessment for Multiple District 1 through September 2025

		Clubs							Membership							Member Strength		Cancellation		Reports			Finance	Leadership			
District Name	Status/ Number of Months in Status *	Active Clubs	Clubs in Status Quo	Total Clubs	% Status Quo Clubs in Financial Suspension	New Clubs	Cancelled Clubs	YTD Net Club Gain/Loss	Current Members In Active Clubs	Current Members In Status Quo Clubs	Current Total Members Count	YTD Add	YTD Drop	YTD NetGrowth (includes Active and Status Quo)	YTD NetGrowth% (includes Active and Status Quo)	Member Count 12 Months Ago	Average Member Count Per Club	% of Clubs with less than 20 members	Average Cancelled Club Age	Members Lost Due to Cancelled Clubs	% of Clubs Reporting Service	% No MMR in 3 Months	% No Officer Report in 12 months	% of Clubs with balance 90+ days	Number of Zone Chairs Recorded	Number of Region Chairs Recorded	District Officers Vacancies **
1 A		68	0	68	0%	0	0	0	1788	0	1788	52	67	-15	-0.83%	1,727	26	49%	0	0	62%	47%	0%	18%	13	6	
1 BK		58	0	58	0%	0	0	0	1764	0	1764	34	19	15	0.86%	1,728	30	40%	0	0	34%	57%	5%	12%	9	0	
1 CN	T(24)	28	0	28	0%	0	0	0	912	0	912	15	17	-2	-0.22%	937	33	25%	0	0	46%	50%	11%	18%	3	1	2nd VDG
1 CS	T(24)	23	0	23	0%	0	0	0	500	0	500	16	14	2	0.40%	497	22	52%	0	0	43%	52%	0%	22%	6	0	2nd VDG
1 D		48	0	48	0%	0	0	0	1431	0	1431	36	39	-3	-0.21%	1,442	30	25%	0	0	38%	27%	6%	13%	8	0	
1 F	T(24)	29	0	29	0%	0	0	0	856	0	856	30	15	15	1.78%	829	30	38%	0	0	38%	31%	7%	3%	9	2	
1 G	T(24)	31	0	31	0%	0	0	0	654	0	654	11	21	-10	-1.51%	660	21	58%	0	0	32%	74%	13%	6%	0	0	2nd VDG
1 H	T(24)	36	0	36	0%	0	0	0	863	0	863	27	26	1	0.12%	887	24	44%	0	0	25%	44%	8%	8%	5	0	GLT
1 J		54	0	54	0%	0	0	0	2093	0	2093	39	31	8	0.38%	2,075	39	26%	0	0	44%	37%	4%	9%	10	0	
1 M	T(24)	45	0	45	0%	0	2	-2	1120	0	1120	18	40	-22	-1.93%	1,175	25	42%	55	26	42%	60%	9%	11%	7	0	
		420	0	420	0%	0	2	-2	11981	0	11981	278	289	-11	-0.09%	11,957	29	39%	55	26	42%	47%	6%	12%	70	9	




District Health Assessment for Multiple District 11 through September 2025

		Clubs							Membership							Member Strength		Cancellation		Reports			Finance	Leadership			
District Name	Status/ Number of Months in Status *	Active Clubs	Clubs in Status Quo	Total Clubs	% Status Quo Clubs in Financial Suspension	New Clubs	Cancelled Clubs	YTD Net Club Gain/Loss	Current Members In Active Clubs	Current Members In Status Quo Clubs	Current Total Members Count	YTD Add	YTD Drop	YTD NetGrowth (includes Active and Status Quo)	YTD NetGrowth% (includes Active and Status Quo)	Member Count 12 Months Ago	Average Member Count Per Club	% of Clubs with less than 20 members	Average Cancelled Club Age	Members Lost Due to Cancelled Clubs	% of Clubs Reporting Service	% No MMR in 3 Months	% No Officer Report in 12 months	% of Clubs with balance 90+ days	Number of Zone Chairs Recorded	Number of Region Chairs Recorded	District Officers Vacancies **
11 A1	T(24)	30	0	30	0%	0	0	0	624	0	624	13	3	10	1.63%	663	21	57%	0	0	40%	50%	3%	37%	7	1	1st VDG,2nd VDG
11 A2	T(24)	28	0	28	0%	0	0	0	1115	0	1115	38	15	23	2.11%	1,184	40	29%	0	0	36%	29%	18%	11%	0	0	
11 B1	T(24)	40	0	40	0%	0	0	0	848	0	848	14	24	-10	-1.17%	858	21	50%	0	0	25%	60%	10%	8%	3	0	
11 B2	T(24)	31	0	31	0%	0	0	0	774	0	774	18	18	0	0.00%	802	25	52%	0	0	26%	42%	23%	23%	6	0	
11 C1	T(24)	25	0	25	0%	0	0	0	707	0	707	8	9	-1	-0.14%	718	28	52%	0	0	44%	40%	8%	0%	3	0	2nd VDG
11 C2	T(24)	30	0	30	0%	0	1	-1	650	0	650	16	27	-11	-1.66%	680	22	53%	75	1	53%	33%	0%	7%	6	0	
11 D1	T(24)	33	0	33	0%	0	1	-1	871	0	871	20	9	11	1.28%	936	26	52%	10	5	27%	58%	0%	9%	2	0	
11 D2	T(23)	44	0	44	0%	0	1	-1	1155	0	1155	48	34	14	1.23%	1,201	26	45%	66	1	95%	45%	5%	14%	6	0	
11 E1	T(24)	35	0	35	0%	0	0	0	863	0	863	33	18	15	1.77%	877	25	49%	0	0	57%	37%	0%	14%	6	0	1st VDG,2nd VDG
11 E2	T(24)	25	0	25	0%	0	0	0	635	0	635	14	10	4	0.63%	660	25	52%	0	0	32%	44%	0%	0%	4	0	1st VDG
		321	0	321	0%	0	3	-3	8242	0	8242	222	167	55	0.67%	8,579	26	49%	50	7	45%	45%	7%	12%	43	1	




District Health Assessment for Multiple District 25 through September 2025

		Clubs							Membership							Member Strength		Cancellation		Reports			Finance	Leadership			
District Name	Status/ Number of Months in Status *	Active Clubs	Clubs in Status Quo	Total Clubs	% Status Quo Clubs in Financial Suspension	New Clubs	Cancelled Clubs	YTD Net Club Gain/Loss	Current Members In Active Clubs	Current Members In Status Quo Clubs	Current Total Members Count	YTD Add	YTD Drop	YTD NetGrowth (includes Active and Status Quo)	YTD NetGrowth% (includes Active and Status Quo)	Member Count 12 Months Ago	Average Member Count Per Club	% of Clubs with less than 20 members	Average Cancelled Club Age	Members Lost Due to Cancelled Clubs	% of Clubs Reporting Service	% No MMR in 3 Months	% No Officer Report in 12 months	% of Clubs with balance 90+ days	Number of Zone Chairs Recorded	Number of Region Chairs Recorded	District Officers Vacancies **
25 A	T(24)	46	0	46	0%	0	0	0	1074	0	1074	24	39	-15	-1.38%	1,089	23	43%	0	0	46%	43%	11%	11%	7	0	GMT
25 B	T(24)	44	0	44	0%	0	0	0	921	0	921	19	18	1	0.11%	965	21	55%	0	0	55%	43%	11%	9%	7	0	2nd VDG
25 C		49	0	49	0%	0	0	0	1260	0	1260	29	14	15	1.20%	1,283	26	63%	0	0	53%	49%	14%	10%	5	0	2nd VDG
25 D	T(24)	34	0	34	0%	0	0	0	1146	0	1146	33	38	-5	-0.43%	1,134	34	38%	0	0	91%	47%	3%	9%	6	0	
25 E	T(24)	47	0	47	0%	0	0	0	1089	0	1089	19	19	0	0.00%	1,088	23	55%	0	0	85%	55%	0%	0%	11	0	
25 F	T(14)	51	0	51	0%	0	0	0	1210	0	1210	37	24	13	1.09%	1,221	24	43%	0	0	63%	51%	0%	4%	8	0	
25 G	T(24)	44	0	44	0%	0	0	0	1145	0	1145	47	19	28	2.51%	1,138	26	39%	0	0	52%	52%	0%	5%	8	0	2nd VDG
		315	0	315	0%	0	0	0	7845	0	7845	208	171	37	0.47%	7,918	25	49%	0	0	63%	49%	6%	7%	52	0	




District Health Assessment for Multiple District 43 through September 2025

	Status/ District Name	Number of Months in Status *	Clubs						Membership							Member Strength		Cancellation		Reports			Finance		Leadership			
			Active Clubs	Clubs in Status Quo	Total Clubs	% Status Quo Clubs in Financial Suspension	New Clubs	Cancelled Clubs	YTD Net Club Gain/ Loss	Current Members In Active Clubs	Current Members In Status Quo Clubs	Current Total Members Count	YTD Add	YTD Drop	YTD NetGrowth (includes Active and Status Quo)	YTD NetGrowth% (includes Active and Status Quo)	Member Count 12 Months Ago	Average Member Count Per Club	% of Clubs with less than 20 members	Average Cancelled Club Age	Members Lost Due to Cancelled Clubs	% of Clubs Reporting Service	% No MMR in 3 Months	% No Officer Report in 12 months	% of Clubs with balance 90+ days	Number of Zone Chairs Recorded	Number of Region Chairs Recorded	District Officers Vacancies **
	43 K		72	0	72	0%	1	1	0	2080	0	2080	92	65	27	1.32%	2,010	29	36%	12	0	42%	40%	0%	19%	13	4	
	43 Y		72	0	72	0%	1	1	0	1688	0	1688	83	34	49	2.99%	1,642	23	53%	14	0	25%	60%	0%	18%	10	3	
			144	0	144	0%	2	2	0	3768	0	3768	175	99	76	2.06%	3,652	26	44%	13	0	33%	50%	0%	19%	23	7	



District Health Assessment for District 10 through September 2025

	Clubs							Membership							Member Strength		Cancellation		Reports			Finance	Leadership				
	Status/ District Name of Months in Status *	Active Clubs	Clubs in Status Quo	Total Clubs	% Status Quo in Financial Suspension	New Clubs	Cancelled Clubs	YTD Net Club Gain/ Loss	Current Members In Active Clubs	Current Members In Status Quo Clubs	Current Total Members Count	YTD Add	YTD Drop	YTD NetGrowth (includes Active and Status Quo)	YTD NetGrowth% (includes Active and Status Quo)	Member Count 12 Months Ago	Average Member Count Per Club	% of Clubs with less than 20 members	Average Cancelled Club Age	Members Lost Due to Cancelled Clubs	% of Clubs Reporting Service	% No MMR in 3 Months	% No Officer Report in 12 months	% of Clubs with balance 90+ days	Number of Zone Chairs Recorded	Number of Region Chairs Recorded	District Officers Vacancies **
10		47	0	47	0%	0	1	-1	1319	0	1319	30	33	-3	-0.23%	1,322	28	30%	100	12	40%	36%	17%	13%	0	0	
		47	0	47	0%	0	1	-1	1319	0	1319	30	33	-3	-0.23%	1,322	28	30%	100	12	40%	36%	17%	13%	0	0	

* - District Status: P - Provisional, T - Transitional.
** - District Officers Vacancies: DG - District Governor, 1st VDG - First Vice District Governor, 2nd VDG - Second Vice District Governor.